

Scaled data based on original data using
LM-79-08 Approved Method: Electrical and Photometric Measurements of Solid-
State Lighting Products

Test Report Prepared for
Cooper Lighting Solutions
(formerly Eaton)

Brand: McGRAW-EDISON

Report Number: P387047

Luminaire Tested: **GWC-SA2D-730-U-T4FT**

Issue Date: 3/3/2020

Test Information

Test Method: LM-79-08
Report Number: P387047
TEST IS SCALED FROM IESNA LM-79-08 TEST DATA (G2-1903-205-16)
Test Lab: INNOVATION CENTER
Issue Date: 3/3/2020
Manufacturer: COOPER LIGHTING SOLUTIONS (FORMERLY EATON)
Product Line: MCGRAW-EDISON
Catalog Number: GWC-SA2D-730-U-T4FT
Description: GALLEON WALL LUMINAIRE
(2) 70 CRI, 3000K, 1200mA LIGHTSQUARES WITH 16 LEDS EACH AND TYPE IV FORWARD THROW OPTICS
Light Source: -
Ballast/Driver: ELECTRONIC DRIVER

Summary

Lumens per Lamp: N/A
Luminaire Lumens: 14835 lumens
Efficiency: N/A
Efficacy: 115.0 lumens/watt
Luminous Opening: Rectangular (W 1' x L: 0.5' x H: 0')
IES Classification: Type IV - Short
BUG Rating: B2 - U0 - G3

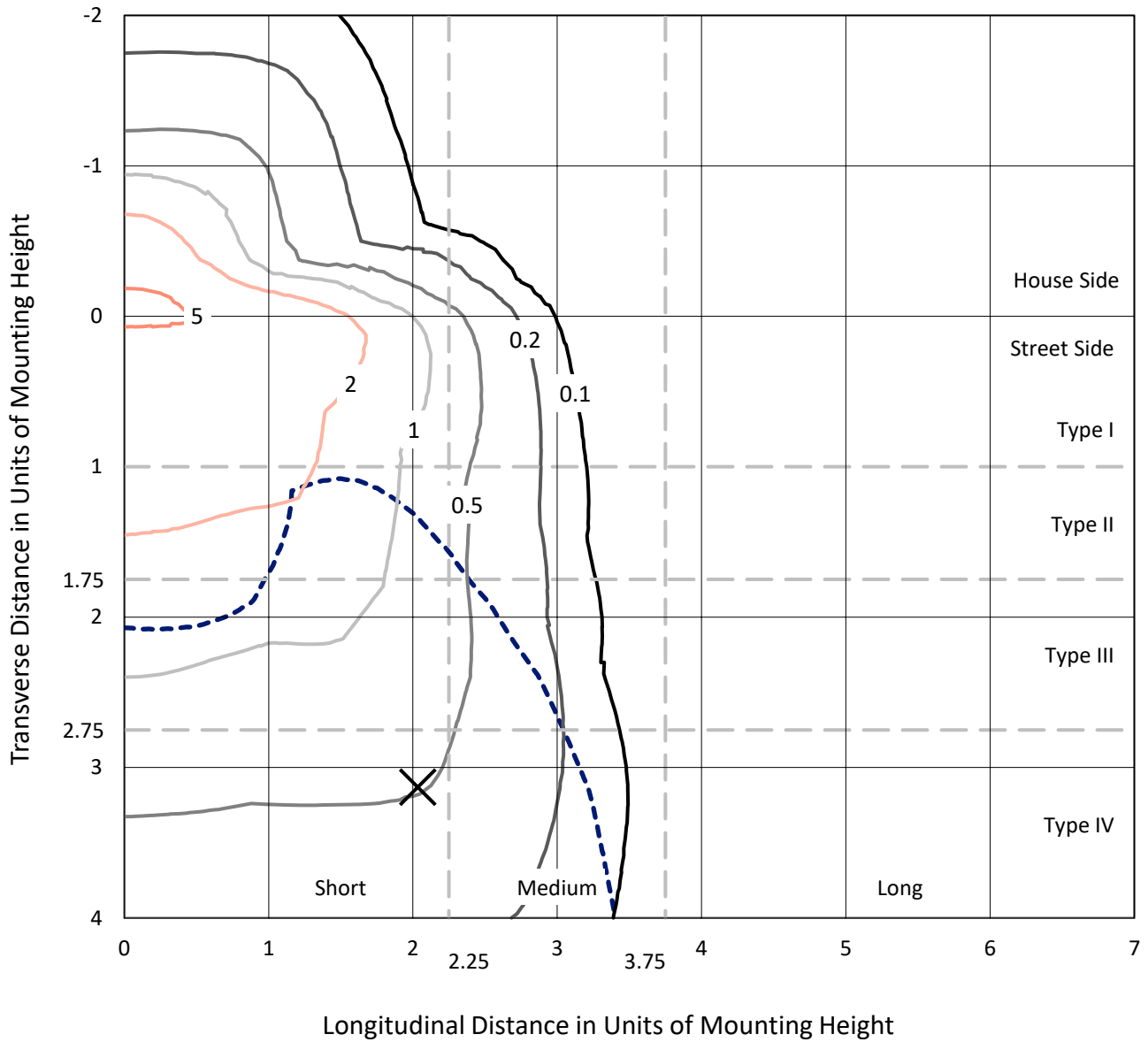
Input Watts (W): 129
Input Voltage (V): NR
Input Current (A_{in}): NR
Voltage Rise (V): NR
Power Factor: NR
Total Harmonic Distortion (THDi): NR
Frequency (hertz): 60
Stabilization Time: NR
Operation Time: NR
Ambient Temperature (°C): NR
Test Distance: 24 FT



REPORT NUMBER: P387047
 CATALOG NUMBER: GWC-SA2D-730-U-T4FT

Iso-Footcandle Lines of Horizontal Illumination

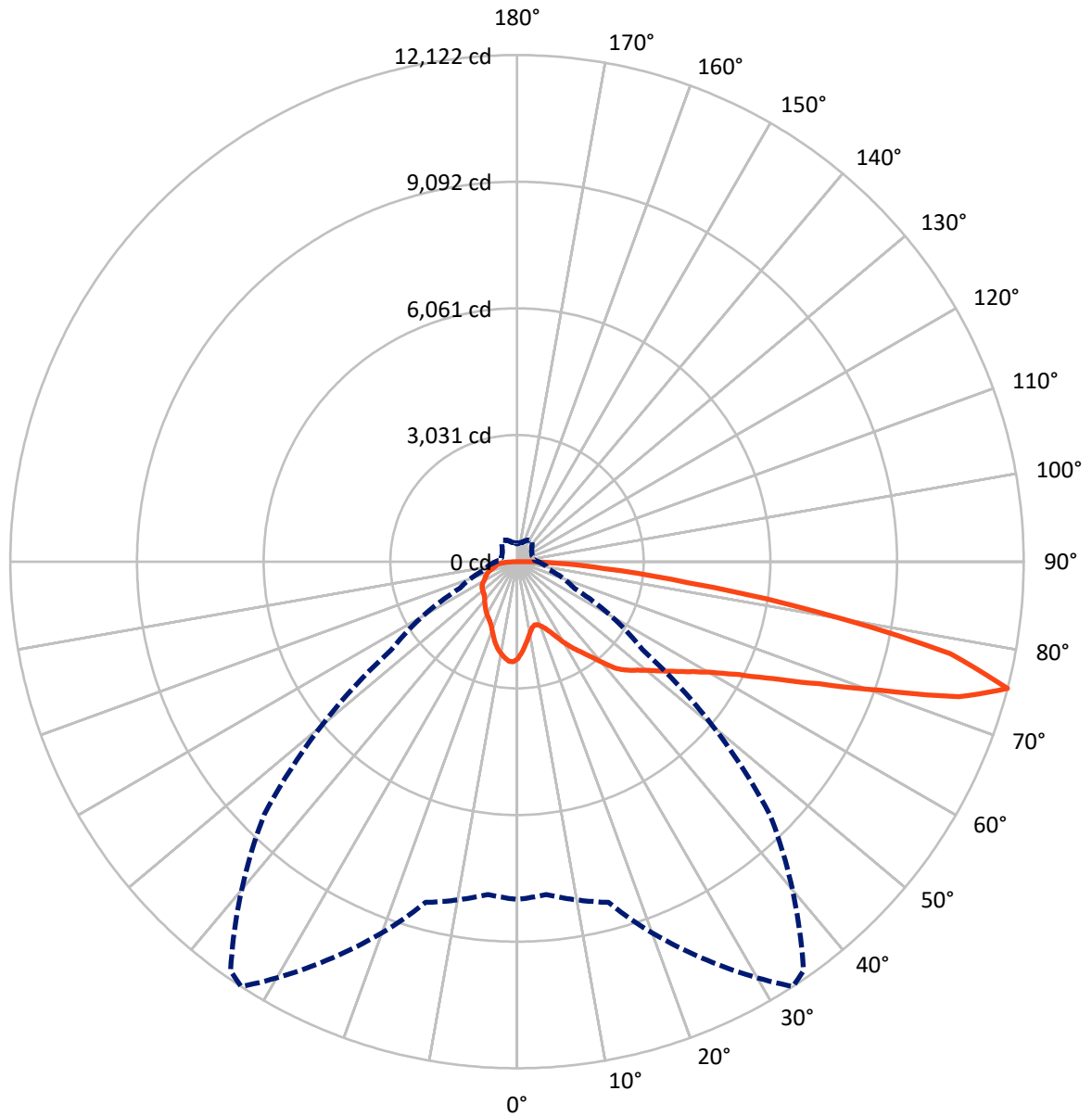
✕ Max cd
 - - - 1/2 Max cd



Based on 20 foot mounting height. Maximum calculated value = 5.8 fc
 Type IV - Short - N/A

REPORT NUMBER: P387047
CATALOG NUMBER: GWC-SA2D-730-U-T4FT

Luminous Intensity Polar Plot



— Vertical Plane Through 33-Deg Lateral - - - Horizontal Cone Through 75-Deg Vertical



REPORT NUMBER: P387047

CATALOG NUMBER: GWC-SA2D-730-U-T4FT

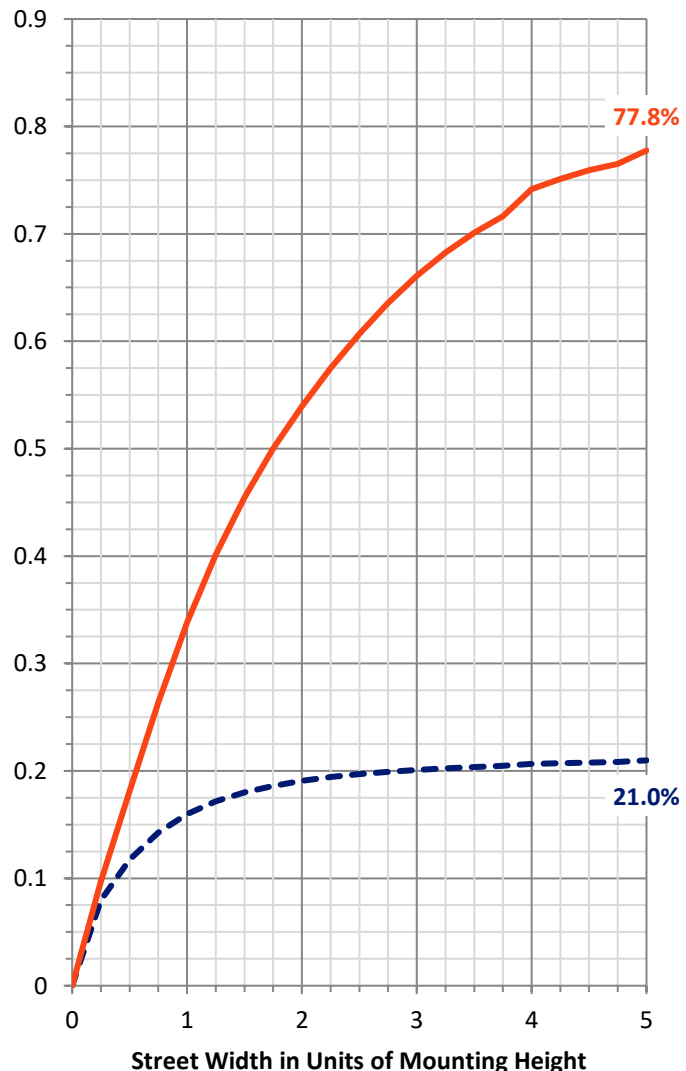
FLUX DISTRIBUTION:

		Downward	Upward	Total
House Side	Lumens	3185.5	0.0	3185.5
	% Fixture	21.5	0.0	21.5
Street Side	Lumens	11649.5	0.0	11649.5
	% Fixture	78.5	0.0	78.5
Total	Lumens	14835.0	0.0	14835.0
	% Fixture	100.0	0.0	100.0

Coefficient of Utilization

ZONAL LUMENS:

Zone	Lumens	% Fixture
0°-10°	209.7	1.4
10°-20°	568.0	3.8
20°-30°	927.6	6.3
30°-40°	1381.4	9.3
40°-50°	1981.3	13.4
50°-60°	2720.0	18.3
60°-70°	3405.3	23.0
70°-80°	3080.6	20.8
80°-90°	561.2	3.8
90°-100°	0.0	0.0
100°-110°	0.0	0.0
110°-120°	0.0	0.0
120°-130°	0.0	0.0
130°-140°	0.0	0.0
140°-150°	0.0	0.0
150°-160°	0.0	0.0
160°-170°	0.0	0.0
170°-180°	0.0	0.0
0°-90°	14835.0	100.0
0°-180°	14835.0	100.0



REPORT NUMBER: P387047

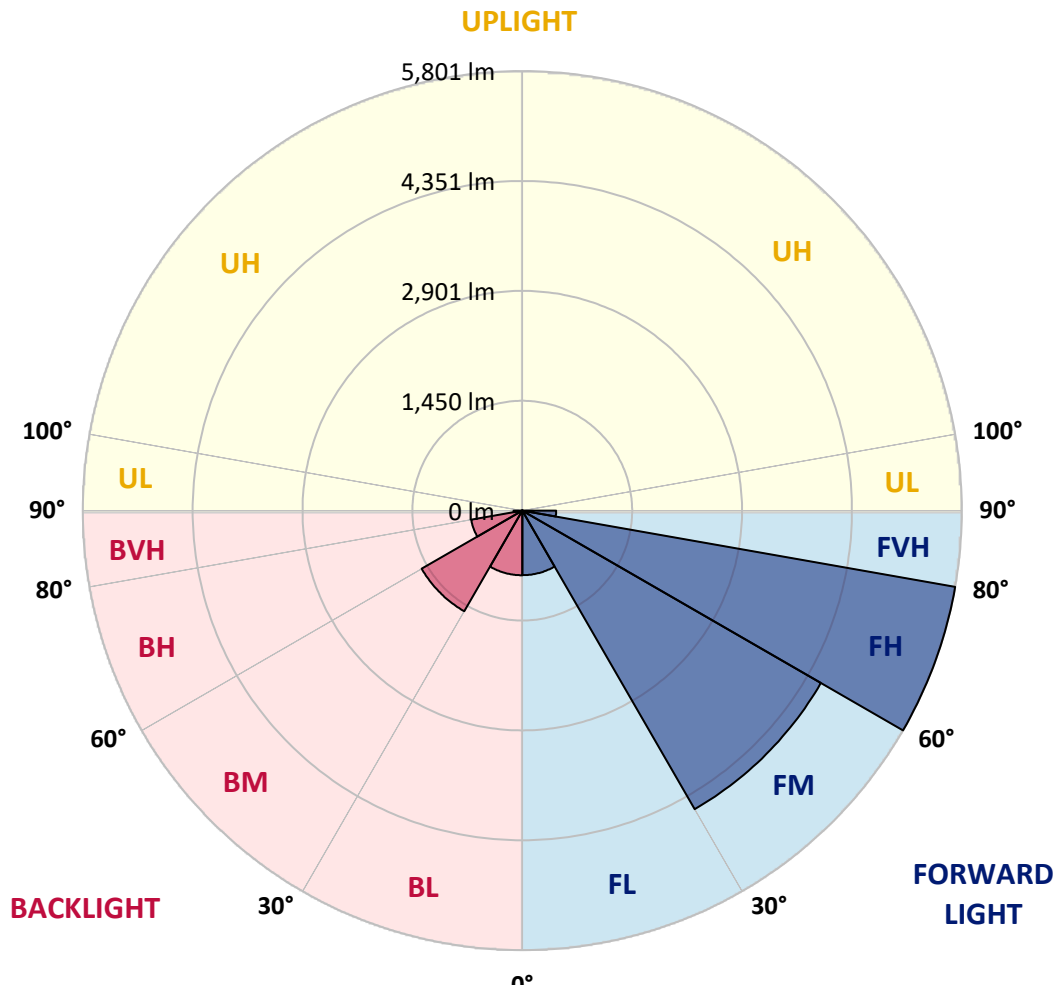
CATALOG NUMBER: GWC-SA2D-730-U-T4FT

LUMINAIRE CLASSIFICATION SYSTEM LUMEN TABLE AND BUG RATING:

Zone	Lumens	% Fixture	Zone Rating/Lumen Limit		
			B	U	G
FL (0°-30°)	852.0	5.7			
FM (30°-60°)	4549.6	30.7			
FH (60°-80°)	5801.0	39.1			G3/7500
FVH (80°-90°)	446.9	3.0			G3/500
BL (0°-30°)	853.2	5.8	B2/1000		
BM (30°-60°)	1533.1	10.3	B2/2500		
BH (60°-80°)	684.9	4.6	B2/1000		G2/1000
BVH (80°-90°)	114.2	0.8			G2/225
UL (90°-100°)	0.0	0.0		U0/0	
UH (100°-180°)	0.0	0.0		U0/0	

BUG Rating: B2-U0-G3

Type IV Short





REPORT NUMBER: P387047

CATALOG NUMBER: GWC-SA2D-730-U-T4FT

CANDELA DISTRIBUTION (FULL):

	0°	5°	15°	25°	33°	35°	45°	55°	65°	75°	85°
0°	2318.8	2318.8	2318.8	2318.8	2318.8	2318.8	2318.8	2318.8	2318.8	2318.8	2318.8
2.5°	2153.3	2145.1	2160.4	2162.5	2175.8	2180.9	2199.4	2228.1	2251.7	2278.8	2303.4
5°	1958.0	1952.4	1973.9	1989.3	2018.5	2030.8	2074.4	2135.3	2189.7	2251.2	2307.0
7.5°	1772.5	1769.5	1793.5	1828.4	1862.2	1879.1	1954.4	2043.1	2133.8	2233.2	2318.8
10°	1616.2	1615.2	1638.3	1672.6	1722.3	1741.3	1838.6	1955.5	2082.6	2219.4	2338.8
12.5°	1528.6	1532.2	1543.0	1571.7	1617.8	1636.7	1744.9	1882.2	2039.5	2214.8	2368.0
15°	1550.1	1555.8	1537.3	1536.3	1569.1	1584.0	1685.4	1829.9	2008.8	2222.5	2410.5
17.5°	1641.9	1642.9	1594.2	1563.5	1583.4	1591.1	1667.0	1800.2	1990.8	2239.9	2463.8
20°	1771.0	1768.4	1682.3	1631.1	1641.9	1643.9	1693.1	1800.7	1989.3	2270.1	2533.0
22.5°	1942.1	1923.2	1807.4	1737.7	1735.1	1732.0	1760.2	1838.6	2011.8	2319.3	2615.5
25°	2165.6	2147.6	1988.3	1893.0	1872.5	1864.8	1868.9	1919.6	2056.4	2372.1	2707.7
27.5°	2414.1	2382.8	2229.1	2094.3	2051.8	2041.1	2016.5	2033.9	2105.1	2422.8	2817.4
30°	2622.2	2605.2	2471.0	2311.1	2260.9	2245.5	2180.9	2162.0	2175.3	2492.0	2955.8
32.5°	2738.5	2727.2	2645.7	2516.6	2470.0	2448.4	2357.2	2319.3	2288.0	2601.1	3143.3
35°	2879.4	2872.2	2823.0	2729.3	2660.1	2637.5	2566.8	2527.4	2446.9	2751.3	3385.7
37.5°	3058.8	3051.1	3052.1	2976.3	2893.8	2872.7	2826.1	2784.6	2652.9	2948.6	3649.1
40°	3261.7	3246.8	3241.2	3237.6	3185.3	3173.5	3148.9	3092.6	2911.2	3184.3	3908.9
42.5°	3567.1	3514.3	3401.6	3444.1	3495.9	3489.7	3509.7	3428.7	3198.1	3463.1	4162.6
45°	3861.8	3775.1	3580.4	3589.6	3702.9	3737.2	3886.9	3829.5	3509.2	3768.5	4424.9
47.5°	3996.0	3930.4	3764.9	3765.4	3877.6	3948.9	4276.8	4235.8	3836.1	4115.4	4745.2
50°	4146.2	4080.6	3932.0	3987.8	4085.7	4161.5	4653.5	4632.5	4147.2	4495.1	5129.0
52.5°	4310.1	4198.9	4104.6	4204.6	4341.9	4430.0	5030.6	4973.2	4432.6	4877.4	5570.2
55°	4312.2	4282.0	4353.7	4427.0	4632.5	4740.6	5425.7	5274.0	4665.3	5253.0	5929.5
57.5°	4557.6	4508.5	4660.6	4694.5	4963.0	5084.9	5818.8	5535.9	4902.0	5541.0	6123.2
60°	4882.5	4840.5	4965.0	5054.2	5371.9	5534.9	6238.5	5804.9	5088.0	5758.3	6113.9
62.5°	5443.7	5396.0	5394.5	5519.5	5947.4	6137.0	6709.4	6068.8	5161.8	5801.3	5853.1
65°	6265.1	6189.3	6046.3	6105.7	6742.2	6931.3	7235.7	6260.0	5064.5	5570.7	5181.3
67.5°	7064.5	7061.9	6886.2	7008.1	7791.7	7943.3	7835.2	6278.9	4760.6	4767.7	3989.3
70°	7861.4	7871.6	7841.9	8266.2	9209.6	9367.4	8473.7	6024.3	4077.5	3443.1	2390.0
72.5°	8492.7	8490.1	8639.7	9733.8	11049.8	11014.4	9011.8	5252.5	2927.6	1858.6	1142.2
75°	8083.8	7994.6	8440.4	10460.4	12122.3	11949.6	8554.2	3664.0	1519.4	846.0	614.9
77.5°	5272.5	5357.1	6011.4	8641.3	10603.4	10393.3	6275.9	1709.5	715.9	555.0	445.8
80°	1909.4	1998.5	2814.8	4894.8	7305.4	7271.0	3090.5	702.6	484.3	419.2	324.9
82.5°	656.9	689.7	1110.5	2173.8	4124.6	4278.4	1162.7	399.2	352.0	297.2	222.4
85°	257.8	295.2	507.8	1045.9	2080.5	2095.9	470.9	238.8	244.9	194.7	122.0
87.5°	97.9	118.9	242.9	485.8	950.1	872.7	168.6	113.8	139.4	115.8	57.9
90°	0.0	0.0	0.0	0.0	0.0	0.0	0.0	0.0	0.0	0.0	0.0



REPORT NUMBER: P387047

CATALOG NUMBER: GWC-SA2D-730-U-T4FT

CANDELA DISTRIBUTION (continued):

	90°	95°	105°	115°	125°	135°	145°	155°	165°	175°	180°
0°	2318.8	2318.8	2318.8	2318.8	2318.8	2318.8	2318.8	2318.8	2318.8	2318.8	2318.8
2.5°	2322.4	2333.1	2355.7	2371.1	2387.5	2392.1	2394.1	2398.2	2402.3	2400.8	2401.3
5°	2336.7	2357.7	2394.1	2409.5	2416.7	2408.5	2392.6	2379.8	2370.6	2365.4	2363.9
7.5°	2360.3	2390.0	2429.0	2426.4	2410.0	2373.6	2332.6	2301.9	2276.3	2267.0	2261.9
10°	2391.6	2426.4	2453.6	2424.4	2376.7	2313.7	2252.2	2204.5	2166.1	2151.2	2148.7
12.5°	2431.5	2466.9	2472.0	2410.0	2331.1	2245.0	2161.5	2098.4	2041.1	2022.6	2018.5
15°	2483.3	2516.6	2484.8	2384.9	2274.7	2158.9	2050.8	1965.2	1904.7	1882.2	1874.0
17.5°	2537.6	2569.4	2487.4	2343.4	2200.9	2056.9	1921.1	1833.5	1764.3	1738.2	1735.1
20°	2602.7	2617.0	2476.6	2283.9	2099.5	1924.7	1781.8	1699.3	1662.4	1643.9	1641.9
22.5°	2683.1	2667.8	2452.0	2203.5	1970.8	1772.0	1655.7	1617.3	1608.0	1603.9	1605.5
25°	2768.2	2721.1	2415.6	2098.4	1808.4	1619.3	1563.5	1574.2	1586.5	1585.0	1585.0
27.5°	2862.0	2775.4	2359.8	1959.1	1628.5	1494.3	1500.9	1540.4	1558.8	1558.3	1557.8
30°	2982.4	2836.9	2288.6	1791.5	1460.5	1406.1	1446.6	1494.8	1519.9	1518.9	1519.4
32.5°	3130.5	2904.5	2191.7	1604.5	1339.0	1341.1	1387.7	1435.3	1464.6	1462.0	1462.5
35°	3303.7	2980.4	2060.5	1420.0	1258.6	1289.3	1326.2	1359.5	1387.2	1383.6	1380.0
37.5°	3492.3	3054.7	1886.3	1255.0	1193.0	1241.1	1271.9	1277.5	1290.3	1281.1	1274.4
40°	3671.6	3111.5	1661.8	1119.7	1126.9	1200.1	1220.1	1197.6	1174.5	1171.4	1162.2
42.5°	3827.9	3130.5	1434.8	1011.6	1057.2	1157.1	1169.4	1122.2	1080.7	1061.3	1053.1
45°	3992.9	3137.2	1223.2	920.9	990.0	1118.7	1132.0	1069.0	1010.5	968.5	954.7
47.5°	4208.7	3185.3	1058.7	853.7	938.8	1093.0	1112.0	1026.4	950.6	890.6	877.8
50°	4491.0	3280.6	925.0	802.5	905.5	1076.1	1097.6	984.9	901.4	829.1	816.3
52.5°	4804.6	3368.3	816.8	761.0	873.2	1046.4	1079.2	955.2	855.3	772.2	758.4
55°	5024.0	3301.1	729.7	717.9	831.2	1003.9	1053.6	930.1	789.2	716.9	704.6
57.5°	5066.0	3071.6	663.6	673.3	780.4	950.6	1014.1	874.2	753.3	692.8	680.0
60°	4951.2	2751.8	614.4	632.4	726.1	883.4	940.3	834.8	719.0	667.2	656.4
62.5°	4662.7	2424.4	578.0	595.5	675.4	815.3	894.2	793.3	684.1	638.0	627.2
65°	4080.1	2035.4	543.2	562.7	628.3	756.4	852.7	754.8	649.8	614.4	604.2
67.5°	3079.8	1524.5	510.4	527.8	586.2	705.1	807.6	716.9	616.5	593.9	581.6
70°	1813.5	954.7	473.0	491.4	542.2	651.8	759.4	675.4	575.0	564.7	548.8
72.5°	844.0	574.4	430.5	448.4	486.8	580.6	697.4	621.1	525.8	503.2	481.7
75°	503.7	420.2	380.2	396.1	423.3	504.8	619.5	565.7	479.1	449.4	426.9
77.5°	376.6	321.3	324.9	341.8	363.8	441.7	548.8	522.2	443.3	420.2	404.8
80°	271.1	243.9	264.9	283.4	306.4	401.8	525.8	482.7	400.7	370.0	355.6
82.5°	180.9	175.3	199.3	218.3	240.8	351.5	494.0	422.8	342.3	303.4	271.6
85°	99.9	105.6	134.3	142.5	161.9	247.5	404.8	339.7	257.8	207.5	198.3
87.5°	41.5	48.7	72.3	69.7	86.1	147.6	266.5	205.0	164.0	122.5	95.3
90°	0.0	0.0	0.0	0.0	0.0	0.0	0.0	0.0	0.0	0.0	0.0

Signify Classified - Internal
Cooper Lighting Solutions Photometric Lab
1121 Highway 74 South
Peachtree City, GA 30269

Scaled Data Report



Report Generated By 670245982

Signify Classified - Internal
Cooper Lighting Solutions Photometric Lab
1121 Highway 74 South
Peachtree City, GA 30269

Scaled Data Report



Signify Classified - Internal
Cooper Lighting Solutions Photometric Lab
1121 Highway 74 South
Peachtree City, GA 30269

Scaled Data Report



Signify Classified - Internal
Cooper Lighting Solutions Photometric Lab
1121 Highway 74 South
Peachtree City, GA 30269

Scaled Data Report





--- HS — SS

Signify Classified - Internal
Cooper Lighting Solutions Photometric Lab
1121 Highway 74 South
Peachtree City, GA 30269

Scaled Data Report



u

Signify Classified - Internal
Cooper Lighting Solutions Photometric Lab
1121 Highway 74 South
Peachtree City, GA 30269

Scaled Data Report



Signify Classified - Internal
Cooper Lighting Solutions Photometric Lab
1121 Highway 74 South
Peachtree City, GA 30269

Scaled Data Report



(END OF REPORT)